

CBR1 SERIES  
CBR2 SERIES


SILICON BRIDGE RECTIFIERS



www.centrasemi.com

DESCRIPTION:

The CENTRAL SEMICONDUCTOR CBR1 and CBR2 series devices are silicon, single phase, full wave bridge rectifiers designed for general purpose applications.



MARKING: FULL PART NUMBER

MAXIMUM RATINGS: ( $T_A=50^\circ\text{C}$ )

	SYMBOL	CBR1 CBR2	CBR1 CBR2	CBR1 CBR2	CBR1 CBR2	CBR1 CBR2	CBR1 CBR2	UNITS
Peak Repetitive Reverse Voltage	$V_{RRM}$	-010	-020	-040	-060	-080	-100	V
DC Blocking Voltage	$V_R$	100	200	400	600	800	1000	V
RMS Reverse Voltage	$V_{R(RMS)}$	70	140	280	420	560	700	V
Average Forward Current (CBR1)	$I_O$				1.5			A
Average Forward Current (CBR2)	$I_O$				2.0			A
Peak Forward Surge Current (CBR1)	$I_{FSM}$				50			A
Peak Forward Surge Current (CBR2)	$I_{FSM}$				60			A
Operating and Storage Junction Temperature	$T_J, T_{stg}$				-65 to +150			$^\circ\text{C}$

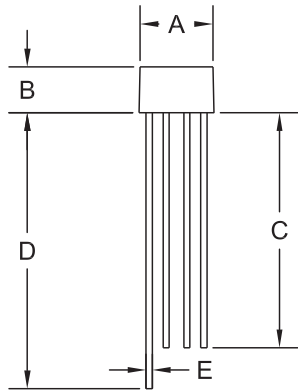
ELECTRICAL CHARACTERISTICS PER DIODE: ( $T_A=25^\circ\text{C}$  unless otherwise noted)

SYMBOL	TEST CONDITIONS	MIN	MAX	UNITS
$I_R$	$V_R=\text{Rated } V_{RRM}$		10	$\mu\text{A}$
$V_F$ (CBR1)	$I_F=1.0\text{A}$		1.0	V
$V_F$ (CBR2)	$I_F=2.0\text{A}$		1.1	V

**CBR1 SERIES**  
**CBR2 SERIES**  
**SILICON BRIDGE RECTIFIERS**



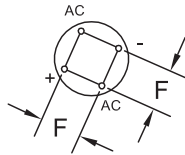
**CASE A - MECHANICAL OUTLINE**



SYMBOL	DIMENSIONS		MILLIMETERS	
	INCHES		MIN	MAX
A	0.299	0.370	7.6	9.4
B	0.197	0.220	5.0	5.6
C	1.00	-	25.4	-
D	1.10	-	27.9	-
E	0.028	0.032	0.70	0.81
F	0.181	0.220	4.6	5.6

CASE A (REV:R1)

**MARKING:  
FULL PART NUMBER**



R1

R1 (31-July 2013)

## OUTSTANDING SUPPORT AND SUPERIOR SERVICES



---

### PRODUCT SUPPORT

Central's operations team provides the highest level of support to insure product is delivered on-time.

- Supply management (Customer portals)
- Inventory bonding
- Consolidated shipping options
- Custom bar coding for shipments
- Custom product packing

---

### DESIGNER SUPPORT/SERVICES

Central's applications engineering team is ready to discuss your design challenges. Just ask.

- Free quick ship samples (2<sup>nd</sup> day air)
- Online technical data and parametric search
- SPICE models
- Custom electrical curves
- Environmental regulation compliance
- Customer specific screening
- Up-screening capabilities
- Special wafer diffusions
- PbSn plating options
- Package details
- Application notes
- Application and design sample kits
- Custom product and package development

---

### CONTACT US

#### Corporate Headquarters & Customer Support Team

Central Semiconductor Corp.  
145 Adams Avenue  
Hauppauge, NY 11788 USA  
Main Tel: (631) 435-1110  
Main Fax: (631) 435-1824  
Support Team Fax: (631) 435-3388  
[www.centalsemi.com](http://www.centalsemi.com)

**Worldwide Field Representatives:**  
[www.centalsemi.com/wwreps](http://www.centalsemi.com/wwreps)

**Worldwide Distributors:**  
[www.centalsemi.com/wwdistributors](http://www.centalsemi.com/wwdistributors)

---

For the latest version of Central Semiconductor's **LIMITATIONS AND DAMAGES DISCLAIMER**, which is part of Central's Standard Terms and Conditions of sale, visit: [www.centalsemi.com/terms](http://www.centalsemi.com/terms)