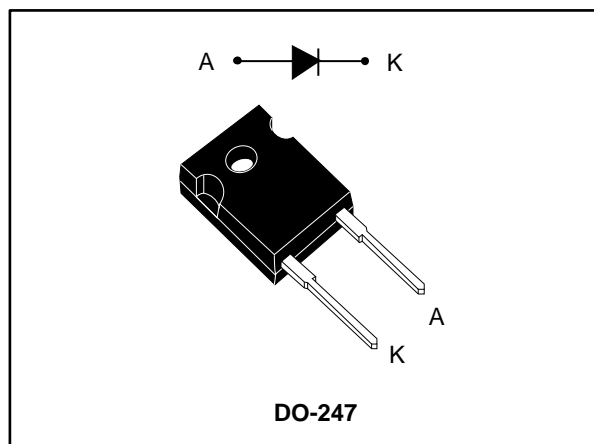


Automotive high voltage rectifier for bridge applications

Datasheet - production data



Description

The high quality design of this diode results in a device with consistently reproducible characteristics and intrinsic ruggedness. These characteristics make it ideal for heavy duty applications that demand long term reliability like automotive applications.

Thanks to its ultra-low conduction losses, this diode is especially suitable for use as input bridge diode in battery chargers.

Table 1: Device summary

Symbol	Value
$I_{F(AV)}$	60 A
V_{RRM}	1200 V
V_F (typ.)	0.95 V
T_j	-40 to +175 °C

Features

- AEC-Q101 qualified
- Ultra-low conduction losses
- Ultra-low reverse losses
- High junction temperature capability
- V_{RRM} guaranteed from -40 to +175 °C
- ECOPACK®2 compliant component
- PPAP capable



1 Characteristics

Table 2: Absolute ratings (limiting values at 25 °C, unless otherwise specified)

Symbol	Parameter	Value	Unit
V_{RSM}	Non-repetitive surge reverse voltage	1500	V
V_{RRM}	Repetitive peak reverse voltage	$T_j = -40\text{ °C to }+175\text{ °C}$	V
$I_{F(RMS)}$	Forward rms current	90	A
$I_{F(AV)}$	Average forward current	$T_C = 135\text{ °C},$ $\delta = 0.5\text{ square wave}$	A
I_{FSM}	Surge non repetitive forward current	$t_p = 10\text{ ms sinusoidal}$	A
T_{stg}	Storage temperature range	-65 to +175	°C
T_j	Operating junction temperature range	-40 to +175	°C

Table 3: Thermal parameters

Symbol	Parameter	Max. value	Unit
$R_{th(j-c)}$	Junction to case	0.45	°C/W

Table 4: Static electrical characteristics

Symbol	Parameter	Test conditions	Min.	Typ.	Max.	Unit	
$I_R^{(1)}$	Reverse leakage current	$T_j = 25\text{ °C}$	$V_R = V_{RRM}$	-	5	μA	
		$T_j = 150\text{ °C}$		-	25		250
$V_F^{(2)}$	Forward voltage drop	$T_j = 25\text{ °C}$	$I_F = 60\text{ A}$	-	1.05	1.3	V
		$T_j = 150\text{ °C}$		-	0.95	1.2	

Notes:

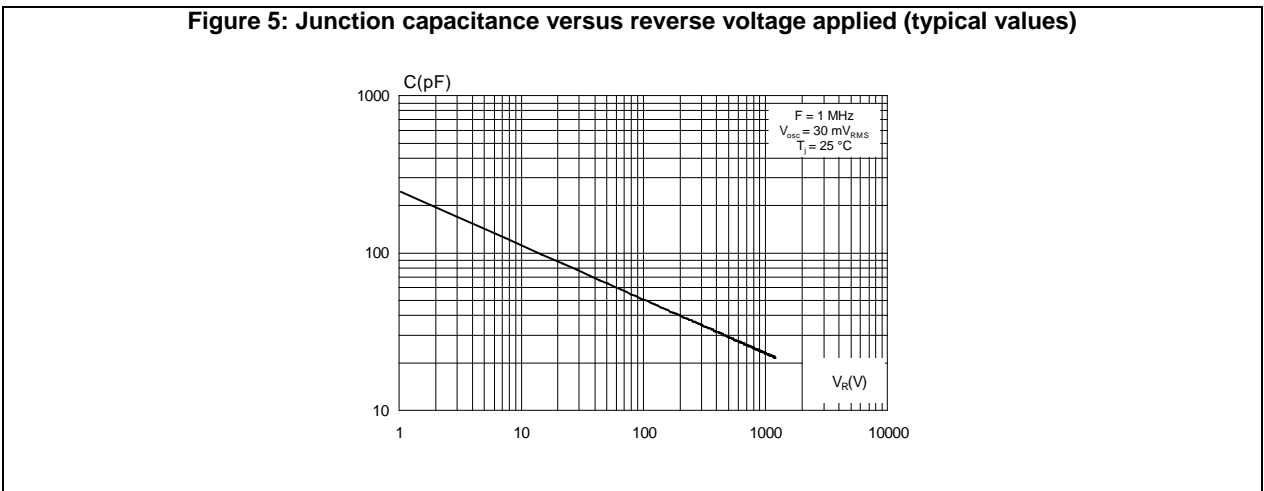
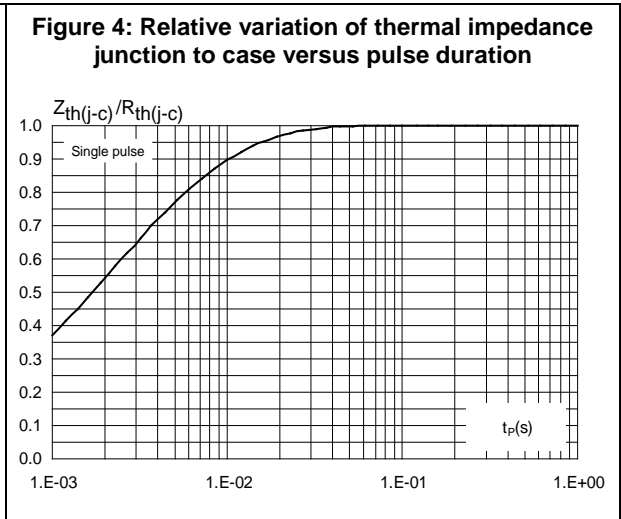
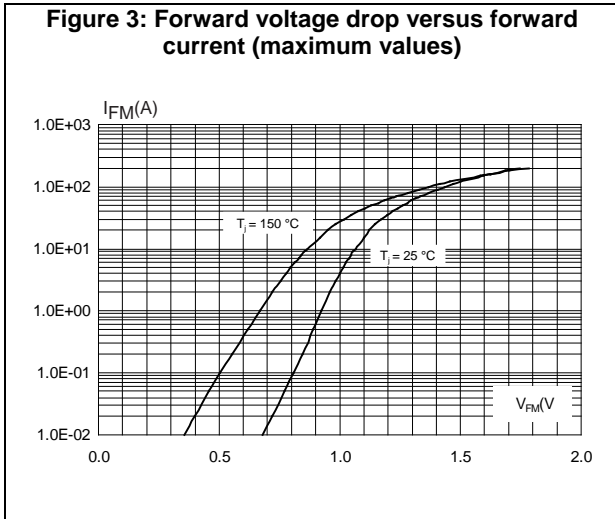
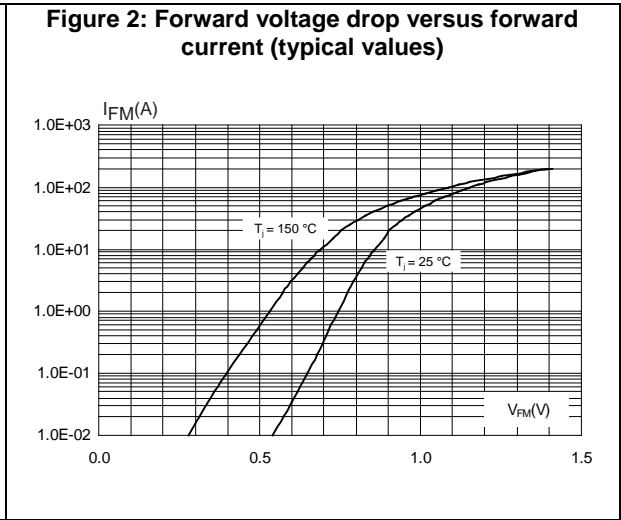
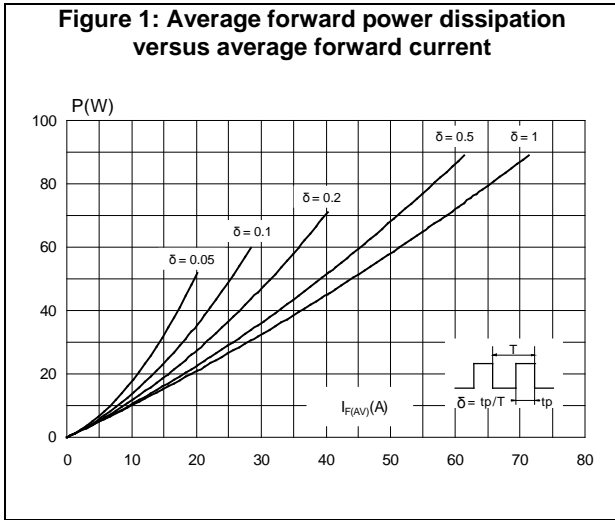
(1)Pulse test: $t_p = 5\text{ ms}, \delta < 2\%$

(2)Pulse test: $t_p = 380\text{ }\mu\text{s}, \delta < 2\%$

To evaluate the conduction losses, use the following equation:

$$P = 0.96 \times I_{F(AV)} + 0.004 \times I_{F(RMS)}^2$$

Characteristics (curves)



2 Package information

In order to meet environmental requirements, ST offers these devices in different grades of ECOPACK® packages, depending on their level of environmental compliance. ECOPACK® specifications, grade definitions and product status are available at: www.st.com. ECOPACK® is an ST trademark.

- Epoxy meets UL94, V0
- Cooling method: by conduction (C)
- Recommended torque value: 0.55 N·m
- Maximum torque value: 1.0 N·m

2.1 DO-247 package information

Figure 6: DO-247 package outline

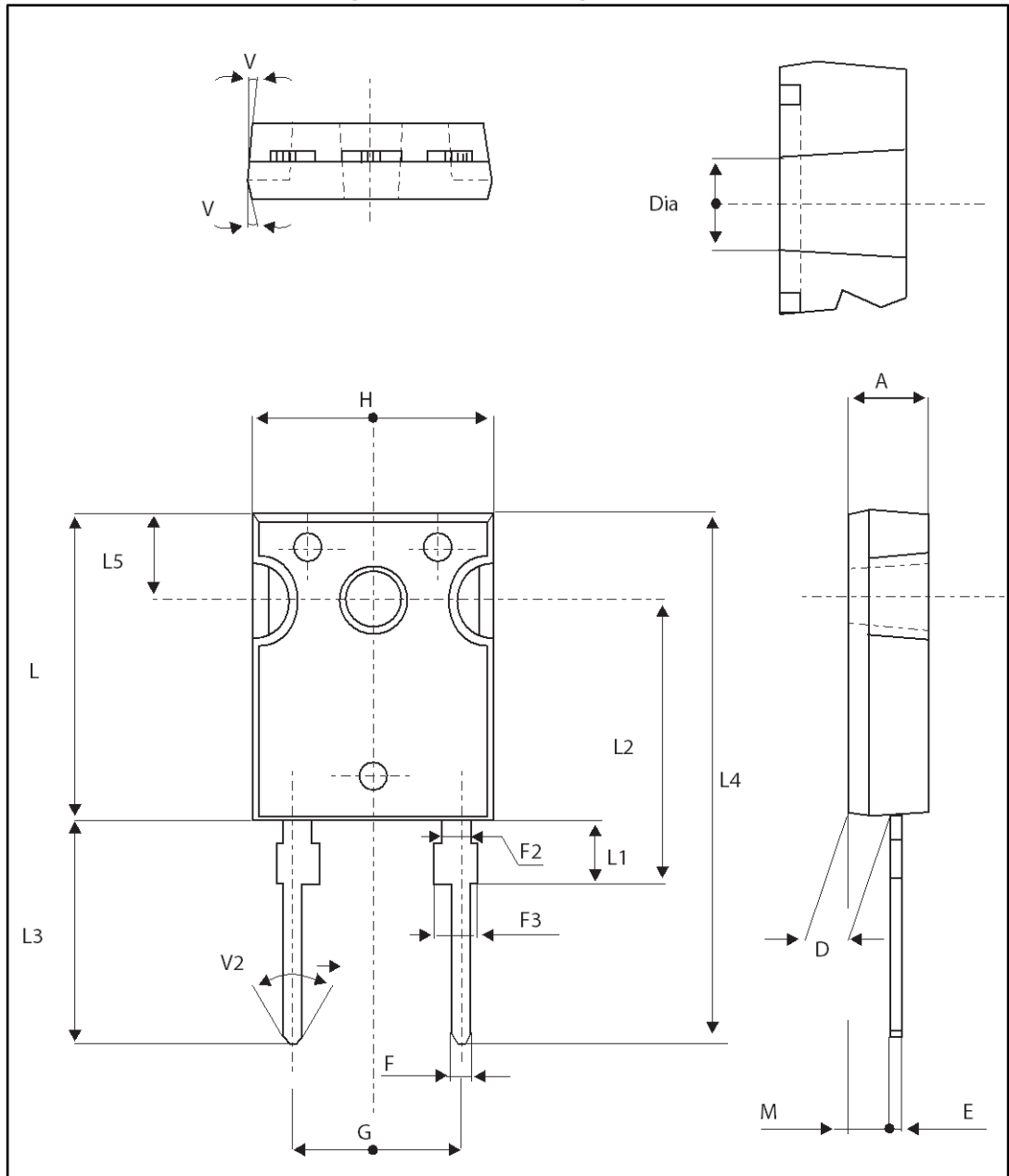


Table 5: DO-247 package mechanical data

Ref.	Dimensions			
	Millimeters		Inches	
	Min.	Max.	Min.	Max.
A	4.85	5.15	0.191	0.203
D	2.20	2.60	0.086	0.102
E	0.40	0.80	0.015	0.031
F	1.00	1.40	0.039	0.055
F2	2.00 typ.		0.078 typ.	
F3	2.00	2.40	0.078	0.094
G	10.90 typ.		0.429 typ.	
H	15.45	15.75	0.608	0.620
L	19.85	20.15	0.781	0.793
L1	3.70	4.30	0.145	0.169
L2	18.50 typ.		0.728 typ.	
L3	14.20	14.80	0.559	0.582
L4	34.60 typ.		1.362 typ.	
L5	5.50 typ.		0.216 typ.	
M	2.00	3.00	0.078	0.118
V	5°		5°	
V2	60°		60°	
Dia.	3.55	3.65	0.139	0.143

3 Ordering information

Table 6: Ordering information

Order code	Marking	Package	Weight	Base qty.	Delivery mode
STBR6012WY	STBR6012WY	DO-247	4.4 g	30	Tube

4 Revision history

Table 7: Document revision history

Date	Revision	Changes
07-Nov-2016	1	First issue.

IMPORTANT NOTICE – PLEASE READ CAREFULLY

STMicroelectronics NV and its subsidiaries ("ST") reserve the right to make changes, corrections, enhancements, modifications, and improvements to ST products and/or to this document at any time without notice. Purchasers should obtain the latest relevant information on ST products before placing orders. ST products are sold pursuant to ST's terms and conditions of sale in place at the time of order acknowledgement.

Purchasers are solely responsible for the choice, selection, and use of ST products and ST assumes no liability for application assistance or the design of Purchasers' products.

No license, express or implied, to any intellectual property right is granted by ST herein.

Resale of ST products with provisions different from the information set forth herein shall void any warranty granted by ST for such product.

ST and the ST logo are trademarks of ST. All other product or service names are the property of their respective owners.

Information in this document supersedes and replaces information previously supplied in any prior versions of this document.

© 2016 STMicroelectronics – All rights reserved